

STUNNING, CENTRALLY LOCATED NEW EXHIBITION VENUE

Te Pae is a unique event, exhibition and venue space located in the heart of Christchurch; designed to accommodate the exchange of information, ideas, products and services right on the banks of the Te Papa Ōtākaro Avon river.

Te Pae's Exhibition Halls offer **3300m² of flat floor exhibition space** that is situated on the ground floor of the venue and can be divided into four separate halls and meeting rooms. Seamlessly integrated with the overall centre, the exhibition halls can be configured for events large and small, as well as stand-alone exhibitions. Te Pae's proximity to Cathedral Square and the River Precinct allows attendees convenient access to pleasant outdoor areas.

KEY FEATURES

CEILING HEIGHT

Clear ceiling height of 10.1m in Halls 1-4.

Clear ceiling height of 5m in Dobson River Rooms.

RIGGING

2 tonne point load capacity with a 9m x 6m rigging grid.

A perimeter catwalk provides access to the ceiling grid; with 40 amp and 3 phase power to drop from ceiling.

FLOOR LOADING

15 kpa floor loading.

FLOOR SERVICE PITS

Dry pits: Single phase, 3 phase, 15 and 32 amp power and data on a 9mx6m grid.

Wet pits: Water and drainage on the north perimeter of Halls 1-3 and east perimeter of Hall 4.

Halls are fully carpeted with carpet tiles which can be lifted to access floor service pits.

LIGHTING

Dimmable house lighting in place.

HOSPITALITY ROOMS

3 hospitality rooms are located above the exhibition floor. Windows provide visible oversight to Hall 3.



CATERING

2 dedicated F&B kiosks within Exhibition Halls 2 and 3 provide catering services for exhibitors and guests.

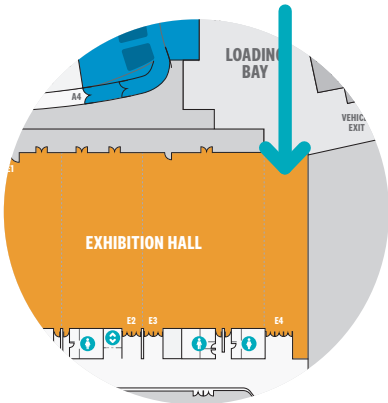
SIGNAGE AND BRANDING

Wayfinding and commercial billboard opportunities will be available throughout the venue.

EXHIBITIONS

ACCESS

MAIN DOCK ENTRY TO EXHIBITION HALLS



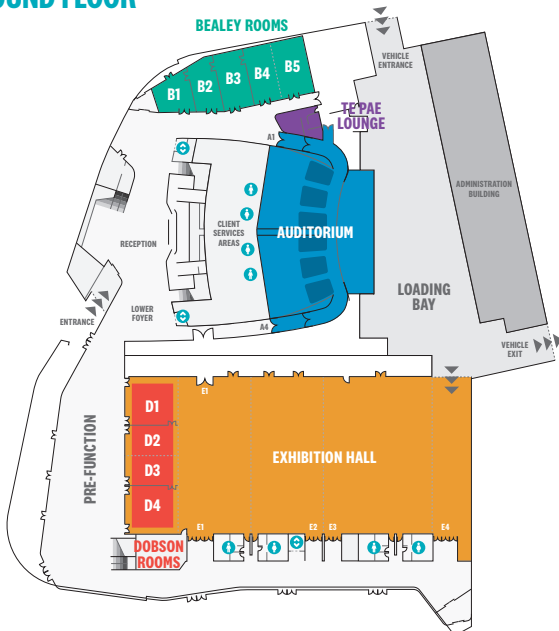
A secure and managed loading dock is located at Ground level and has direct access into Hall 4 via a one-way circulation system for loading and unloading.

The loading dock is fully undercover with the following door dimensions.

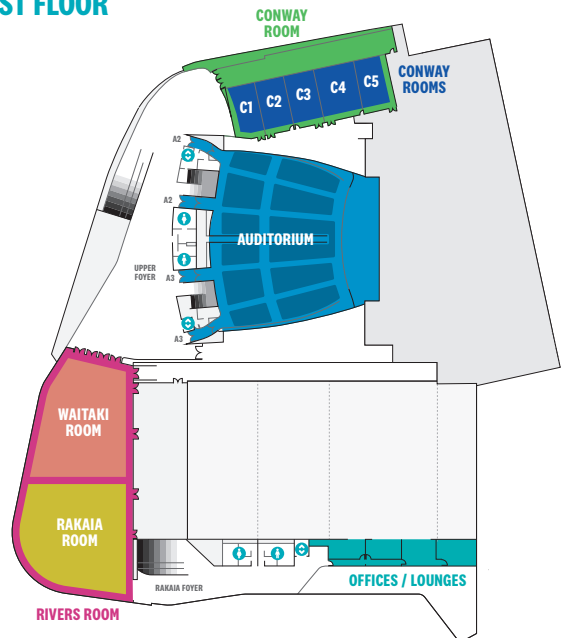
- Access from Armagh Street
6.5m wide x 5 high
- Exit to Colombo Street
6.5m wide x 5 high
- Dock Door to Hall 4
5m wide x 5 high

There is access for vehicles up to 8m long to be accommodated for concurrent delivery and collection purposes in the loading dock. This space is shared between venue operation and event logistics, so a dedicated traffic management plan will be provided during event planning.

GROUND FLOOR



FIRST FLOOR



- ⋯ Operable Walls
- ⊙ Stairs / Escalators
- ⬇ Access
- ⬆ Lifts
- ♀ Female Bathrooms
- ♂ Male Bathrooms

